

Colours.

Attractive combinations.

Veneers*



Ash basalt stained



Ash black



Ash grey stained



Natural ash



Natural oak



Pear



Cherry



Natural beech



Natural birch



Walnut

Other veneers on enquiry.

Decors*



Maple melamine



Beech melamine




Cherry Malaga



Walnut melamine



Silicia



Grey white



Metallic silver



Slate



Light grey



Anthracite

Edges*



Beech melamine
multiplex




Maple melamine
multiplex



Light grey multiplex

Frame colours*




White aluminium



Black



Anthracite



Grey white

*Also available in all veneer colours of the functional ASSMANN ranges.

Colour differences are often unavoidable due to technical reasons.