

# Colours.

Attractive combinations.

## Veneers\*



Ash basalt stained



Ash black



Ash grey stained



Natural ash



Natural oak



Pear



Cherry



Natural beech



Natural birch



Walnut

Other veneers on enquiry

## Decors\*



Maple melamine



Beech melamine




Cherry Malaga



Walnut melamine



Silicia



Grey white



Metallic silver



Slate



Light grey



Anthracite

## Edges\*



Beech melamine  
multiplex




Maple melamine  
multiplex



Light grey multiplex

## Frame colours\*




White aluminium



Black



Anthracite



Grey white

\*Also available in all veneer colours of the functional ASSMANN ranges.

Colour differences are often unavoidable due to technical reasons.